


---

### 9) Pick up after your pets.

Take a bag with you when you walk your dog and always clean up after them. Never hose pet waste into the gutter or storm drain, as this can cause high bacteria levels in the ocean and possible beach closures.




### 10) Do not flush expired medications.

The chemicals found in many medications can pass through the wastewater treatment plant and into the ocean, where they may harm aquatic life. Instead of flushing them, ask your pharmacist if they will accept old medications or take them to a Household Hazardous Waste collection site. As a last resort, place them in the trash out of reach of children and pets.




#### Pass it on!

Now that you know how to protect the ocean, pass on your knowledge so that future generations can enjoy a clean and safe ocean!



---

## Produced by the Encina Wastewater Authority



*Serving the Buena Sanitation District,  
City of Carlsbad, City of Encinitas, City of Vista,  
Leucadia Wastewater District and  
Vallecitos Water District*



For more information,  
please contact the

Encina Wastewater Authority

6200 Avenida Encinas

Carlsbad, CA 92011


(760) 438-3941

[www.encinajpa.com](http://www.encinajpa.com)

For information on local beach  
water quality or other ways you can help the  
environment, go to [www.earth911.org](http://www.earth911.org).

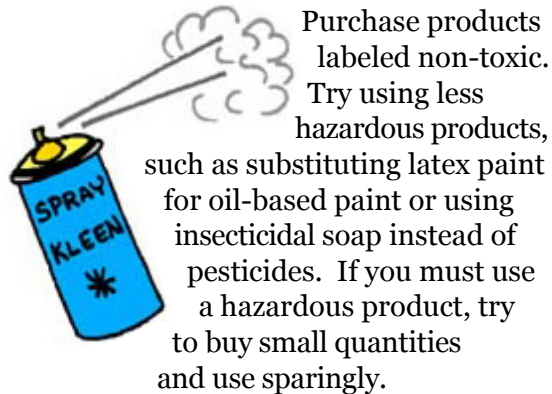
---

# 10 SIMPLE WAYS YOU CAN HELP PROTECT THE OCEAN



# Effective actions you can take to protect the ocean...

## 1) Use non-toxic or less hazardous products around the house.



## 2) Never dispose of hazardous waste in the trash, sewer system, or storm drains.

If you have leftover products, such as pesticides, herbicides, paint, solvents, or motor oil, take them to a Household Hazardous Waste collection facility.

To locate a facility near you, call 1-800-CLEANUP or go to: [www.cleanup.org](http://www.cleanup.org).




## 3) Conserve water.



By installing water saving plumbing fixtures and appliances, you can help prevent the wastewater treatment plant from exceeding its capacity. This can help the plant operate at peak efficiency.

## 4) Do not pour cooking grease down the drain.

Grease that is poured down the drain eventually hardens in the city sewer lines. Over time, this can cause sewage overflows that can pollute the ocean. Instead, collect grease in a can and throw away.




## 5) Minimize disposal of food waste and trash down the drain.

Excessive food waste and trash, such as plastic items, can block city sewer lines and cause sewage overflows. In addition, it can also cause operational problems at the wastewater treatment plant. Instead, throw away trash and try composting food waste.

## 6) Limit use of yard chemicals.

Use pesticides and weed killers only when absolutely necessary. Don't apply yard chemicals if rain is forecast and avoid over-irrigating, which can wash the chemicals into the ocean.



## 7) Take care of your car the environmental way.

Check your car regularly for oil leaks and fix immediately. Wash your car at a commercial car wash or on a grassy area to avoid runoff to storm drains.

Since storm drains are not connected to the sewer system, the soap, dirt, oil, and metals washed from your car flow untreated to the ocean. Even biodegradable soaps can harm fish and wildlife.

## 8) Don't be a litter bug.

Never throw trash or cigarette butts in the street or storm drain, as rain can wash them down to the ocean where they can harm marine animals.

Also, try not to release helium balloons into the sky. Air currents can carry the slowly deflating balloons many miles and can eventually deposit them into the ocean.

Once in the ocean, the balloons can kill marine animals who may mistake them for tasty jellyfish or get tangled in the strings.

